

Hi folks,

Please find your suggested work for the coming week. As always please do not feel under pressure to get all of this completed. Ideally the 3 core subjects, English, Irish and Maths should be completed each day if possible. I've included some videos to help show examples of some of the Maths.

If you have any queries we will be having a Zoom call on Wednesday where I can help explain anything you are struggling with. We will also go through the Irish story on this call so please have your Abair Liom book handy. Please upload a sample of your work onto Seesaw each day. I will send out the answers to the Mental Maths problems every evening for you to self correct.

If you have any queries before then you can contact me on [principal.courtnacuddyns@gmail.com](mailto:principal.courtnacuddyns@gmail.com). Just do what you can while we readjust. Take care and we will talk to all on Wednesday.

Regards,  
Colm

### **Monday 11th**

**Maths** Mental Maths **Pg 32 Monday**

Mathemagic: Chp 21 TIME

**Pg 91 Qn 1** Convert mins to seconds and vice versa

145 mins = 2 hrs and 25 min ( $2 \times 60\text{min} = 120\text{min} + 25\text{min} = 145\text{min}$ )

3min 42 sec = 222sec ( $3 \times 60\text{sec} = 180\text{sec} + 42\text{sec} = 222\text{sec}$ )

**Pg 91 Qn 2 (a-d)** Remember we keep hrs and minutes separate, we don't carry minutes over to the hours. Check out the videos below for Examples

[https://drive.google.com/file/d/1\\_Vdfe3SJQpcVQGFHbLheGEUhOk8ILnfF/view](https://drive.google.com/file/d/1_Vdfe3SJQpcVQGFHbLheGEUhOk8ILnfF/view)

[https://drive.google.com/file/d/1gpz1Hg8cJmKWkpUbb7EK5adO7\\_GxCA-U/view](https://drive.google.com/file/d/1gpz1Hg8cJmKWkpUbb7EK5adO7_GxCA-U/view)

**Pg 91 Qn 4 & 5** Converting to 24 hr clock and vice versa

Simply add 12 hrs to am/pm times to turn it into 24 hr format, making sure to drop the

am/pm letters. To convert to am/pm from 24hr format subtract 12 if the hrs are 12 or more. If it less than 12 just add am/pm

Eg. 3:15pm = 15:15      16:47 = 2:47pm      08:03= 8:03am

**English** A Way with Words Pg 38 Fearless One Section A 1-10  
Read at Home Week 13- One per day Pg 49

**Irish** Léigh sa Bhaile Week 13 - One per day Pg 49  
Abair Liom Pg 73 (F) Ba bheag nar....

Spellings (ua agus uai) **fuair**- cold **fuair**- got **scuab**- brush **gruaig**- hair  
Put these 4 words into sentences.

**Geography** Unit 12 : Communication Read Pg 67-69 and answer qns 1-6 Pg 69.  
Optional work on Seesaw: Write a letter

## Tuesday 12th

**Maths** Mental Maths Pg 32 Tuesday

Mathemagic Pg 91 Qn 6 +7

Qn 6 is adding time, adding 2hr 35min to each of those times, part (ii) is converting your answer into 24 hr format. Qn 7 is subtracting time.

Look back at videos from yesterday if you need some help.

**English** Read at Home Pg 50

### **Recount Writing- My Christmas Holidays**

Remember the layout of a Recount

Orientation - who,what, where, when, how

Sequence of events- 3 or 4 events in chronological order

Personal Statement to finish

Use time connectives at start of each paragraph, First, Next, Them, Finally, After that etc

**Irish** Léigh sa Bhaile - Lch 50  
Abair Liom Lch 74 Qn 1-10

**Spellings** : **uair**- hour **uaireadóir**- watch **Chuala sé**- he heard

**ag bualadh bos**- clapping

Put the 4 words into sentences.

**History-** Unit 8: History of Irish Music  
Read chapter and Pg 41 answer qns (A) 1-5 (B) 1-4

### **Wednesday 13th**

**Maths** Mental Maths Pg 33 Wednesday

Mathemagic Pg 92 Qn 1

These questions are all either addition or subtraction. For example (e) how long is lunch? We look at what time lunch starts at - 12:30, look at what time it finishes/what time our next activity starts, 13:20 and take one away from the other.

Pg 92 Qn 2-5 these are again all adding/subtracting sums

**English** Read at home Pg 51

A Way with Words Pg 40 (B) Write out the passage adding in Capital letters, full stops and commas

**Irish** Léigh sa Bhaile - Lch 51  
Abair Liom Lch 70/71 Read and answer qns 1-9

We'll have a Zoom call on Wednesday afternoon and will read through and translate the text

**Spellings:** buachaill- boy buataisí- boots duais- prize cuairteoir- visitor  
Put the 4 words into sentences

**SPHE:** Baby on Board

Create a list of items you might find in a house with a new baby

List ways in which a parent takes care of a newborn

List ways a sibling helps when a newborn comes into a home.

### **Thursday 14th**

**Maths** Mental Maths Pg 33 Thursday

Mathemagic Pg 93 Qn 1-7 Look at video for examples of how to solve these.  
In question 7 convert  $2\frac{1}{2}$  hr = 2.5 hrs etc

[https://drive.google.com/file/d/1g\\_7ui8BH3SqU\\_ilmH8\\_YzRHKUCk-mqhe/view](https://drive.google.com/file/d/1g_7ui8BH3SqU_ilmH8_YzRHKUCk-mqhe/view)

**English Read at Home Pg 52**

DEAR- 15/20minutes reading/ Free writing

**Irish Léigh sa Bhaile - Lch 52**  
**Abair Liom Lch 75 Na huimhreacha 1-100 Qns 1-5**

**Spellings : chuaigh sé- he went scuaine- queue gluaistéan- car**  
**gluaisrothar- motorbike**

Put the 4 words into sentence

**Geography Unit 12 : Communication Read Pg 70-71 and answer qns 1-7 Pg 71.**

## **Friday 15th**

**Maths Mental Maths Pg 34 Friday review**

Mathemagic Pg 94 Qns 1-8 Listen to instructions on Seesaw if you aren't sure of some of these.

### **English Poetry - Haikus**

A Haiku is a traditional Japanese poem consisting of 3 lines that don't rhyme. It follows a pattern of 5-7-5 meaning there are 5 syllables in the first and third line and 7 syllables in the second line.

**Home from school again**  
**Missing all my friends so much**  
**Cant wait to get back.**

Write your own Haiku on any topic you wish and share on Seesaw


**Irish Abair Liom Lch 76 - Scróobh an fógra**

Design your own poster for a new clothes shop, use vocab from last 2 stories we have read.

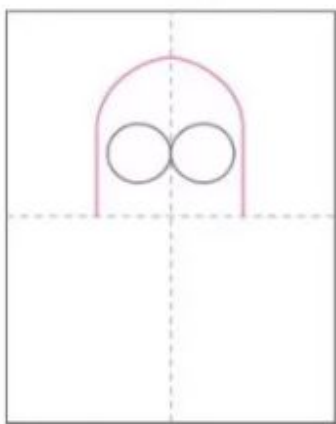
**Art:** Follow the steps below to draw a minion



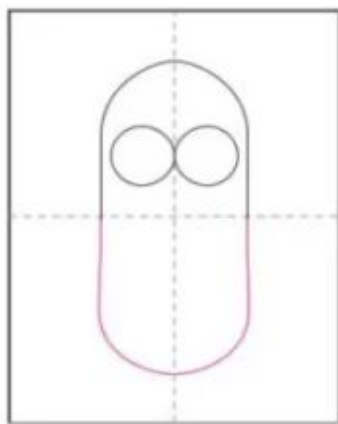
# Draw a Minion



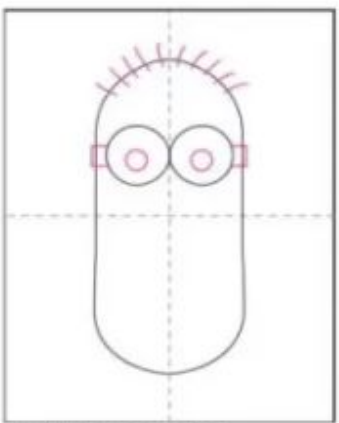
1. Make guide lines. Draw two eyes.



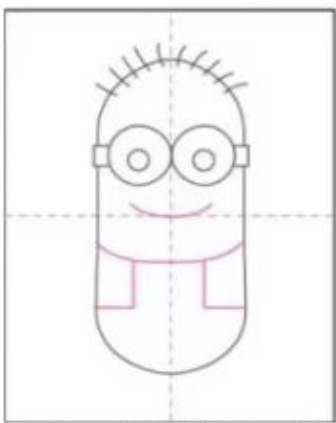
2. Draw top of body.



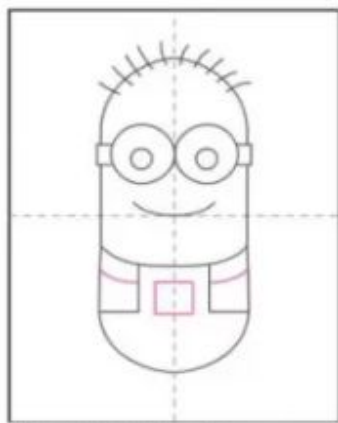
3. Draw bottom of body.



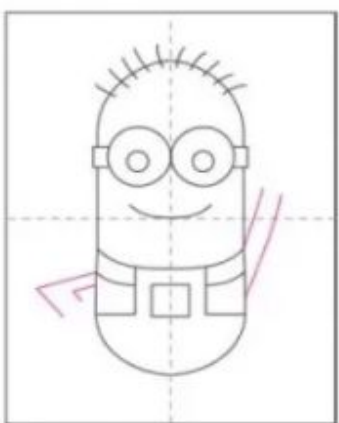
4. Add glasses and hair.




5. Draw mouth and start overalls.



6. Finish the bib and straps.



7. Draw two arms.



8. Add gloves and feet. Draw grass.



9. Trace with a marker and color.