

2<sup>nd</sup> Class

	Monday	Tuesday	Wednesday	Thursday	Friday
<b>English</b>	<b>Bank Holiday</b>	<p><b>Grammar book:</b> Spellings – write a sentence for each word</p> <p><b>Reading:</b> See English notes below – read Little Red Riding Hood</p> <p><b>Writing:</b> see notes below</p>	<p><b>Grammar book:</b> Spellings – write a sentence for each word</p> <p><b>Reading:</b> read your favourite book – think about the style of writing the author uses</p> <p><b>Writing:</b> see notes below</p>	<p><b>Grammar book:</b> Spellings – write a sentence for each word</p> <p><b>Reading:</b> read your favourite book</p> <p><b>Writing:</b> see notes below</p>	<p><b>Test your spellings:</b> ask someone to call out your spellings, write them down, check them, give yourself a mark!</p> <p><b>Reading:</b> Choose your favourite book and read 3-4 pages</p> <p><b>Writing:</b> see notes below</p>
<b>Maths</b>	<b>Bank Holiday</b>	<p><b>Mental Maths:</b> Tuesday</p> <p><b>Tables:</b> Subtraction – Practice 3-3 tables</p> <p><b>Problem of the day:</b> see below</p>	<p><b>Mental Maths:</b> Tuesday</p> <p><b>Tables:</b> Subtraction – Practice 3-3 tables</p> <p><b>Problem of the day:</b> see below</p>	<p><b>Mental Maths:</b> Tuesday</p> <p><b>Tables:</b> Subtraction – Practice 3-3 tables</p> <p><b>Problem of the day:</b> see below</p>	<p><b>Mental Maths:</b> Friday</p> <p><b>Tables:</b> Subtraction – Ask someone to time you as you say your 3-3 tables</p> <p><b>Problem of the day:</b> see below</p>
<b>Gaeilge</b>	<b>Bank Holiday</b>	<p><b>Cula4</b> – TG4 10am –</p> <p><b>Litriú:</b> - see list below: 3 words per day</p> <p><b>An Aimsir:</b> fill out the weather chart below</p>	<p><b>Cula4</b> – TG4 10am</p> <p><b>Litriú:</b> - see list below: 3 words per day</p> <p><b>An Aimsir:</b> fill out the weather chart below</p>	<p><b>Cula4</b> – TG4 10am</p> <p><b>Litriú:</b> - see list below: 3 words per day</p> <p><b>An Aimsir:</b> fill out the weather chart below</p>	<p><b>Cula4</b> – TG4 10am –</p> <p><b>Litriú:</b> - see list below: 3 words per day</p> <p><b>An Aimsir:</b> fill out the weather chart below</p>

Subtraction Tables
Minus 3
3-3=0
4-3=1
5-3=2
6-3=3
7-3=4
8-3=5
9-3=6
10-3=7
11-3=8
12-3=9





## Maths problem of the day:



It might help you if you can use real coins for these problems, ask an adult if you can borrow some coins

## Tuesday:

Add up the money in each box? How much in total?

 <p>How much in total? _____</p>	 <p>How much in total? _____</p>
 <p>How much in total? _____</p>	 <p>How much in total? _____</p>



**Wednesday:**

Complete the boxes by drawing the correct amount of coins.....

**84c =**



**66c =**

**79c =**

**93c =**

**Thursday:**

Complete each box by drawing the correct amount of coins.....



**€1.08 =**

**€1.88**

**€2.54 =**

**€2.69 =**

## Friday



Using the above coins, 5c, 10c, and 20c make **25c** with different amounts of coins.  
You can use each coin more than once

1. 2 coins.

2. 3 coins

3. 4 coins

4. 5 coins

## Gaeilge:

Litriú: (Irish spellings – 3 words per day)

An Luan	An Chéadaoin	An Aoine	Dáta
An Mháirt	An Déardaoin	Scamallach	Fuar
Bealtine	Gaofar	Aimsir	Lá

### An Aimsir: Cen sort aimsire atá againn inniú?

Scriobh an Aimsir:

An Lá – the day

Dáta an lae inniú: date

An Aimsir inniú – the weather today

Scamallach – cloudy

Gaofar – windy

Fuar – cold

Grianmhar – sunny

Bealtaine - May

Scriobh mé an cead lá mar shampla: (I wrote the first day as an example)

An Lá	Dáta an lae inniú	An Aimsir Inniú
An Luan	5ú Bealtine	Tá sé scamallach inniú

### 3<sup>rd</sup> Class

	Monday	Tuesday	Wednesday	Thursday	Friday
<b>English</b>	<b>Bank Holiday</b>	<p><b>Grammar book:</b> Spellings – write a sentence for each word</p> <p><b>Reading:</b> See English notes below</p> <p><b>Writing:</b> See notes below</p>	<p><b>Grammar book:</b> Spellings – write a sentence for each word</p> <p><b>Read @ home 3:</b> continue with next story</p> <p><b>Writing:</b> See notes below</p>	<p><b>Grammar book:</b> Spellings – write a sentence for each word</p> <p><b>Read @ Home 3:</b> continue with next story – answer questions orally</p> <p><b>Writing:</b> See notes below</p>	<p><b>Test your spellings:</b> ask someone to call out your spellings, write them down, check them, give yourself a mark!</p> <p><b>Writing:– see below</b></p>
<b>Maths</b>	<b>Bank Holiday</b>	<p><b>Mental Maths:</b> Tuesday</p> <p><b>Tables:</b> Multiplication – Practice 2x2 tables</p> <p><b>Problem of the day:</b> see below</p>	<p><b>Mental Maths:</b> Wednesday</p> <p><b>Tables:</b> Multiplication – Practice 2x2 tables</p> <p><b>Problem of the day:</b> see below</p>	<p><b>Mental Maths:</b> Thursday</p> <p><b>Tables:</b> Multiplication – Practice 2x2 tables</p> <p><b>Problem of the day:</b> see below</p>	<p><b>Mental Maths:</b> Friday</p> <p><b>Tables:</b> Multiplication – Ask someone to time you as you say your 2x2 tables – how long does it take you?</p> <p><b>Problem of the day:</b> see below</p>

Gaeilge	Bank Holiday	<p><b>Cula4 @ 10am TG4</b></p> <p><b>Ag léamh:</b> continue to next story – read 1 page</p> <p><b>Ag scríobh:</b> see below</p> <p><b>Fuaimeanna agus Focal:</b> spellings</p>	<p><b>Cula4 @ 10am TG4</b></p> <p><b>Ag léamh:</b> continue:read 1 page</p> <p><b>Ag Scríobh:</b> see below</p> <p><b>Am Don Leamh:</b> read the next page</p> <p><b>Fuaimeanna agus Focal:</b> continue with spellings and try the exercises</p>	<p><b>Cula4 @ 10am TG4</b></p> <p><b>Ag léamh:</b> continue: read 1 page</p> <p><b>Ag scríobh:</b> see below</p> <p><b>Fuaimeanna agus Focal:</b> spellings</p>	<p><b>Cula4 @ 10am TG4</b></p> <p><b>Ag scríobh:</b> see below</p> <p><b>Fuaimeanna agus Focal:</b> Continue with spellings and try the exercises</p>
---------	--------------	--	---	---	---



### **3<sup>rd</sup> Class Maths:**

#### **Problem of the day: Problem Solving:**

For each word problem, underline the key information, write down the calculations and work out the answers. The problems may involve adding, subtracting, multiplying or dividing

#### **Tuesday:**

1. On Sunday I spent 98 minutes on my art project and 35 minutes on my maths homework. On Thursday I spent a total of 100 minutes on my homework. What is the difference between the amount of homework I did on Sunday and Thursday?
2. Dad drives a truck. Last week he drove 250 miles on Monday and 145 miles on Tuesday. This week Dad drove 150 miles in total. What is the difference in mileage between this week and last week?

#### **Wednesday:**

1. One watch costs 35c. I bought two. If I paid with a €5 note, how much change did I receive?
2. Teacher bought enough whiteboard for 95 students. There are 10 in each pack. When the packs arrive, 4 whiteboards are damaged. How many whiteboards are undamaged?

#### **Thursday:**

1. Nana needed fabric to make cushion covers. At the fabric shop she bought 125 metres of orange fabric and 50 metres of yellow fabric. She used 13 metres of the orange and 12 metres of the yellow fabric. How many metres of fabric does she have left in total?
2. Jim got €35 his birthday. He spent €10.00 on Saturday and €15.50 Sunday. How much spending money does he have left?

#### **Friday:**

1. Sally bought 3 photograph frames, each costing €2.50. She paid with €20.00. How much change did she get?

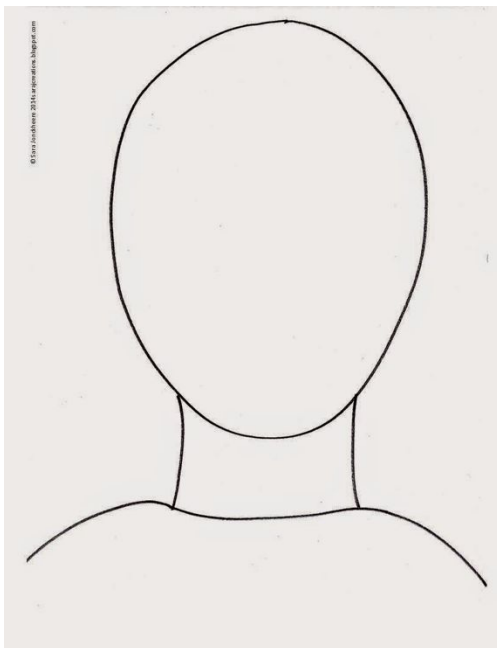
2. Jack bought 3 books, each costing €7.58. He gave the shopkeeper €30.00. How much change did he get?

Multiplication Tables
Multiply 2
$2 \times 1 = 2$
$2 \times 2 = 4$
$2 \times 3 = 6$
$2 \times 4 = 8$
$2 \times 5 = 10$
$2 \times 6 = 12$
$2 \times 7 = 14$
$2 \times 8 = 16$
$2 \times 9 = 18$
$2 \times 10 = 20$
$2 \times 11 = 22$
$2 \times 12 = 24$

### Gaeilge:

**An Mháirt:** Tarraing súile, cluasa, srón, béal agus gruaig ar an aghaidh seo: (draw eyes, ears, nose, mouth and hair on this face) –

Meaitseáil an focal leis an pictiúr ceart (match the correct picture to the correct word below)



Srón

<b>Gruaig</b>
<b>Cluasa</b>
<b>Súile</b>
<b>Béal</b>

**An Chéadoin:** Cuir na focail seo in ábairtí: (put each word into a sentence)

Fionn – (blonde)

Dearg – (red)

Anim – (name)

Dath – (colour)

**An Déardaoin:** Cuir na focail seo in ábairtí: (put each word into a sentence)

Dearthár – (brother)

Deirfiúr – (sister)

Madra – (dog)

Dubh (black)

Donn (brown)

**An Aoine:** Leamh an scéal simplí thíos – read the simple story below

**Sceal simplí chun mise a cuir in aithne duit.....(a simple story to introduce myself to you)**

Is mise Ms. Lehane.

Tá me i mo chonaí i Baile Uí Cheog, i Loch Garman.

Tá gruagie fhada orm.

Tá dath fionn ar mo chuid gruaige.

Tá dath gorm ar mo shúile.

Tá triúr deartháireacha agam.

Tá deifiúr agam.

**Scriobh scéal simplí chun tusa a cuir in aithne dom.....(Write a little story to introduce yourself to me)**

The following questions will help you.....

Cad is anim duit? (what is your name)

Cá bhfuil do i do chónaí? (where do you live)

Cen dath atá ar do chuid gruaige?(what colour is your hair)

An bhfuil do chuid gruaige fada nó gearr? (is your hair long or short)

Cen dath atá ar do shúile? (what colour are your eyes)

An bhfuil deartháir agat? (do you have a brother)

An bhfuil deirfiúr agat? (do you have a sister)

## 2<sup>nd</sup> & 3<sup>rd</sup> Class – Work for both classes

**English: Narrative Writing – Tell me a story.....**Over the next two weeks we will look at Narrative Writing. What is it? Narrative writing is writing that tells your audience or reader a story! What do you need to have in your story? Your story needs a main character who finds a problem and finds a solution to the problem

**Tuesday:** Read the following story:

### **Little Red Riding Hood**

Once upon a time there was a little girl who lived at the edge of a large dark forest. She always wore a red coat so everyone called her Little Red Riding Hood.

One day, her mother gave her a basket of food and told her to take it to her grandmother. On the way, Little Red Riding Hood met a wolf. "Where are you going?" he asked. "I'm going to my grandmother's house", Red Riding Hood said.

The greedy wolf took a short cut to the grandmother's house and put on her clothes. When Red Riding Hood got there, she did not know her grandmother. "What big teeth you have" she said. "All the better to eat you" said the wolf.

Red Riding Hood shouted "Help someone Help!"

A woodcutter came and chased the wolf away.

Little Red Riding Hood's granny got out of the press where she was hiding and they had a lovely tea.

**Make a list of the following words:**

**Time words:** *all the words that tell us something about the time that an event or part of the story took place, e.g: one day*

**Adjectives / describing words:** *all the words that describe things, people and places in the story, e.g.: red*

**Conjunctions:** *all the words that connect the sentences and the story: e.g.: and*

**Wednesday:** Think about your story what kind of story will it be. Who is your favourite author, Roald Dahl, David Walliams, Holly Webb????? What style of writing do they use? What kind of stories do you like?????

Plan your writing – before you begin to write your story you will need to do a plan – get a piece of paper or a copybook and draw a map or plan of your story – jot down the a word or phrase to help you when you start to write:

Think about the following when writing your plan:

Plot, Characters, Beginning, Middle, End, Problem, Solution

Introduce your characters, describe them, set the scene- where does your story take place

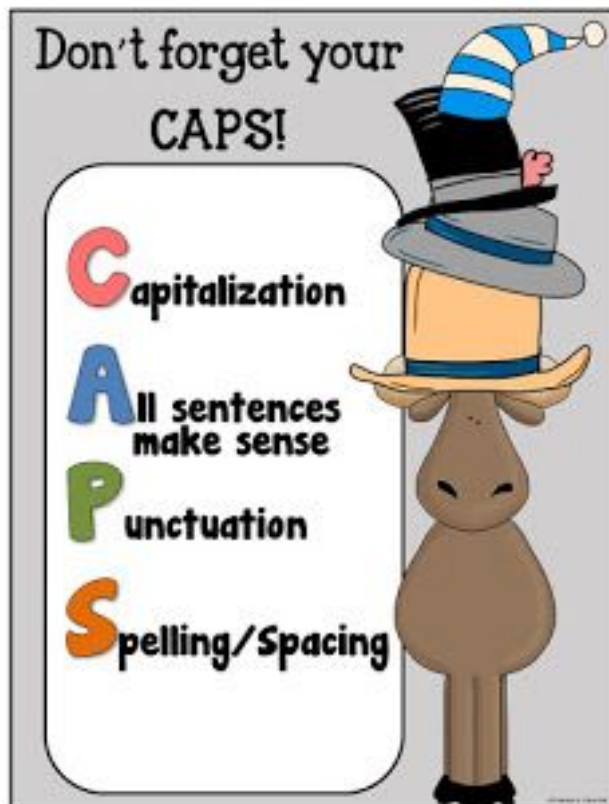
Type of story: adventure, fairy-tale, myth, legend, fantasy, mystery, comedy

**Do you need some help..... You can choose your own story or maybe the list below might help you get started:**

1. The day I woke up in a different land.....
2. The day I met a dragon.....
3. I closed my eyes just for a minute....
4. I never would have dreamed that.....
5. The sun was beginning to rise.....

**Thursday:** Start writing your story, remember to think about the beginning, middle and end. Introduce and describe your characters, set the scene. Try and write 10-15 sentences today

**Remember:**



Neat handwriting.

Capital letters – to start a sentence and for then name of people or places.

Think about your vocabulary – use descriptive words!!!

Make sure that you use the plan you made yesterday – a good plan will guide you when writing your story!!!

**Friday:** Write another 10-15 sentences for your story!!! – Send me a copy of your work on SeeSaw. I really look forward to reading it!!!

**DEAR TIME:** spend some quiet time each day reading (to yourself or another person – you could read a book for a little brother or sister)

**Music:**

Learn a new song – choose from one of the following:

**Under the Sea – The Little Mermaid:**

[https://www.youtube.com/watch?v=GC\\_mV1lpjWA](https://www.youtube.com/watch?v=GC_mV1lpjWA)

**Octopus Garden – The Beatles**

<https://www.youtube.com/watch?v=RrDcEoTXDP8>

## **History**

Have a look at these two photographs of some children at school in Ireland in the past. The first photo was taken around **1900** and the second one is from **1955**. Think about your own class & school. Then give your Granny/Granddad a ring or talk to your mam or dad and ask them some questions about their own experience from when they were at school:

Questions for your grandparents or parents

- the type of work they did
- what they had for lunch
- best memory from school
- what happened when you were in trouble!
- can they remember a song or poem they learnt?
- are they still friendly with anyone from their schooldays?

Write down the answers they give you.

Write a few sentences to compare their answers to your own experience in Courtnacuddy National School.



## PE – Outside:

**Dancing:** Just Dance Kids – have fun

- Waka Waka - [https://www.youtube.com/watch?v=gCzgc\\_ReIBA](https://www.youtube.com/watch?v=gCzgc_ReIBA)
- Dance Monkey - <https://www.youtube.com/watch?v=6X683tNMGxQ>
- Funky Robot - <https://www.youtube.com/watch?v=NaOHcn0DJKM>



**Inside:** Log onto GoNoodle or Cosmic Kids Yoga and choose an activity

**Outside:** Create your own game of bowling outside – make sure you have permission to use the equipment you find!!!

Ask what help you can give outside – do some work in the garden!!!